

Product Description:

The SOLAR-X2 series is one of AGL's pioneer venture into the solar powered LED field. The built in MPPT technology helps optimize sunlight consumption for quick charging and the EMS energy management system ensures steady backup for overcast/rainy days. The SOLAR-X2 series is IP 66 rated and passes 16 grade windproof test, provides 18 hrs full brightness after full charge (or 36 hrs in DIM mode). Available with Remote Control with ON/OFF function or brightness adjustment.



Features:

- **Application:** LED Streetlight / Area Light
- **Mounting:** Slipfitter (ID 2.71") / Wall *
- **Warranty:** 2 Years, 6 Year Lifespan
- **LED Source:** Seoul

* wall/pole mount bracket only available in 10W-20W

Technical Data:

Certifications	CE
CRI	≥ 75
IP Rating	IP66
CCT	3000K-6500K
Operating Temp.	-4°F to 140°F
Charging Time	9-10 hrs (5-8 hrs full sun)
Daylight Sensor	Auto Turn-On when the light levels are below 10 lux. Auto Turn-Off when light levels are above 50 lux.
DIM Mode (Default Setting)	First 3 hrs: full brightness Last 9 hrs in DIM mode: * 60% brightness when motion is detected * 30% brightness when no motion is detected
Working Time	At full charge, the battery can last 36 hours at the default DIM settings (or 18 hours if at full 100% brightness continuously)



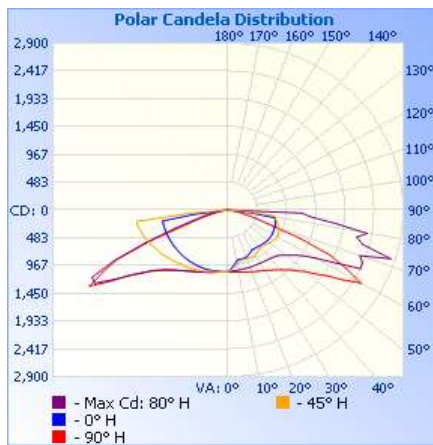
*pole mount only available in 30W-40W

Specifications:

Fixture Model	Total Lumens	Battery Work Hours	Dimensions (inches)	Weight (lbs)	EPA@45° (sq.ft)	Beam Angle	Installation Height (ft)
SOLAR-X2 10W	1,500 lm	111 WH	24.8 x 11.0 x 3.54	16.6	1.33	145° x 65°	8-11 ft
SOLAR-X2 20W	3,000 lm	178 WH	31.2 x 11.0 x 3.54	21	1.7		10-16 ft
SOLAR-X2 30W	4,500 lm	222 WH	37.4 x 11.0 x 11.3	28.7	2.02		13-19 ft
SOLAR-X2 40W	7,200 lm	444 WH	48.4 x 11.0 x 11.3	35.3	2.6		16-20 ft

Photometrics

SOLAR-X2 40W

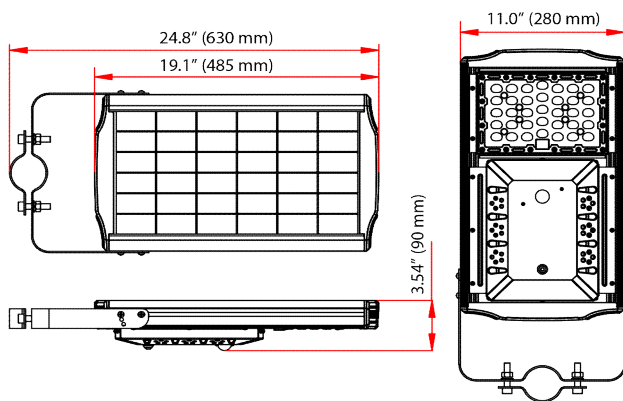


Illuminance at a Distance			
Center Beam fc		Beam Width	
9.7ft	11.4 fc	9.4 ft	2.5 ft
19.3ft	2.89 fc	18.8 ft	5.0 ft
29.0ft	1.28 fc	28.2 ft	7.5 ft
38.7ft	0.72 fc	37.6 ft	10.0 ft
48.3ft	0.46 fc	47.0 ft	12.4 ft
58.0ft	0.32 fc	56.4 ft	14.9 ft

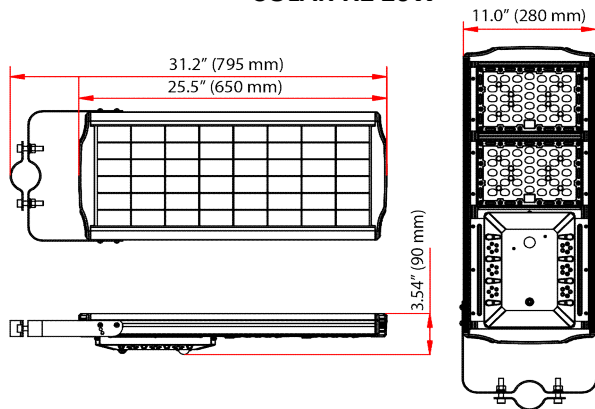
■ Vert. Spread: 51.8°
 ■ Horiz. Spread: 14.7°

Dimensions

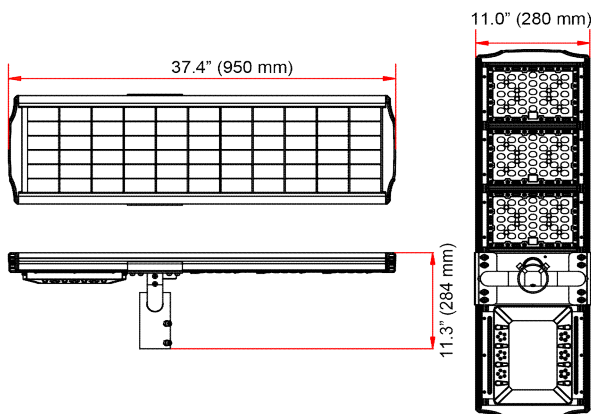
SOLAR-X2 10W



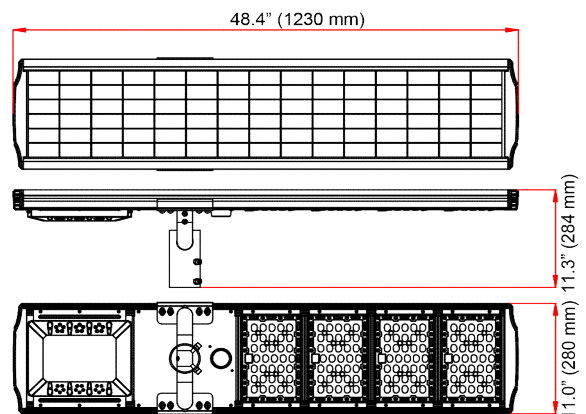
SOLAR-X2 20W



SOLAR-X2 30W



SOLAR-X2 40W



Ordering Guide:

SOLAR-X2 20W	GR	SF	50K	RC
Wattage: 10W 20W 30W 40W	Color: GR: Gray	Mounting: SF: Slipfitter (30W-40W) Inside Diameter: 2.71" / 69mm WM: Wall/Pole Bracket (10W-20W)	CCT: 30K 40K 50K 65K	Accessories: RC: Remote Control