

Product Description:

Introducing the AGL ROADMASTER Series. The ROADMASTER Series is a powerful (up to 150 lm/W) roadside luminaire, that has tool-less entry for easy access and easy installation. The ROADMASTER is available in a wide range of wattages (40-240W), beam angles (Types-2, 3, 4, and 5) and accessories (1-10V dimming, bird spikes, motion sensor, surge protection, etc.). **PLEASE NOTE: MOQ (50) units, please contact our sales team for more information**

Features:

- **LED Chips:** Seoul
- **Application:** LED Streetlight
- **Installation:** Pole (42mm-64mm)
- **Warranty:** 5 Years
- **Power Factor:** ≥ 0.9
- **Operating Temperature:** $-40^{\circ}\text{F} \sim 122^{\circ}\text{F}$
- **Housing Material:** Aluminum



Technical Data:

Certifications	UL
CRI	≥ 70
IP Rating	IP66 (housing) IP44 (driver box)
CCT	3000K ~ 6500K
Input Voltage	100-277V/347-480V

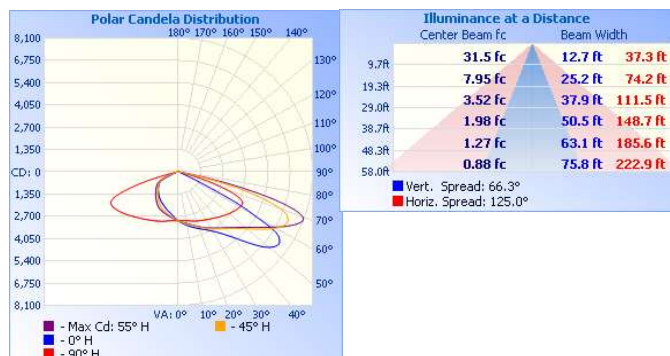
Specifications:

Fixture Model	Total Lumens* (lm)	Efficacy (lm/w)	Dimensions (inches)	Weight (lbs)	EPA	Beam Angles
ROADMASTER-40W	5,804.5 lm	145.1 lm/W	17.9 x 7.48 x 5.23	6.82	0.065	Type-2 (158°x50°) Type-3 (148°x42°) Type-4 (141°x40°) Type-5 (157°)
ROADMASTER-80W	12,286.6 lm	153.5 lm/W	22.3 x 10.6 x 5.23	11.44	0.115	
ROADMASTER-100W	15,348.3 lm	153.4 lm/W	22.3 x 10.6 x 5.23	12.1		
ROADMASTER-150W	22,544.1 lm	150.2 lm/W	22.3 x 10.6 x 5.23	12.1		
ROADMASTER-200W	30,510.4 lm	152.5 lm/W	25.1 x 12.6 x 5.23	15.4	0.154	
ROADMASTER-240W	36,047.0 lm	150.2 lm/W	25.1 x 12.6 x 5.23	15.84		

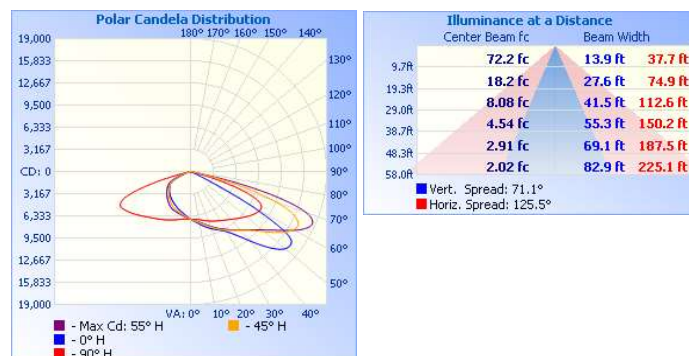
* Total Lumens calculated using T3 distribution

Photometrics:

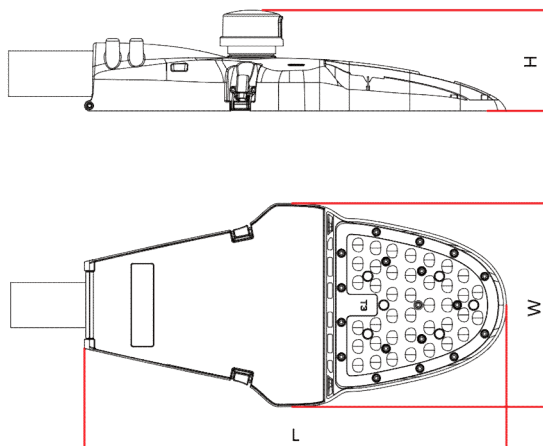
ROADMASTER-100W-T3



ROADMASTER-240W-T3



Dimensions:



	L	W	H
ROADMASTER-40W	17.9"	7.48"	5.23"
ROADMASTER-80W to 150W	22.3"	10.6"	5.23"
ROADMASTER-200W to 250W	25.1"	12.6"	5.23"

Ordering Guide: * MOQ: 50 pc - contact our sales team for more info

ROADMASTER-120W	GR	50	100-277V	Pole	T3	-
Wattage: 40W 80W 100W 150W 200W 240W	Color: GR: Gray BL: Black WH: White BR: Bronze	CCT: 30K 40K 50K 65K	Voltage: 100-277V 347-480V	Mounting: Pole (42mm-64mm)	Beam Angle: T2 T3 T4 T5	Optional Accessories: 1-10V: 1-10V Dimming BS: Bird Spikes MS: Motion Sensor 3Pin: 3-Pin Photocell 5Pin: 5-Pin Photocell 7Pin: 7-Pin Photocell SC: Shorting Cap 10kV: 10kV Surge Protection 20kV: 20kV Surge