

Product Description:

The UFO-X Series utilizes a unique housing mold that gives the fixture a distinct look while still keeping an overall traditional feel. The UFO-X is a strong fixture, offering up to 150 lm/W, is IP 66 rated, has a low THD driver with 4kV surge protection and is also available with motion sensor and emergency battery options. Ideal for warehouses, stadiums, factories, supermarkets, logistics centers, exhibition halls, etc.



Features:

- **Application:** LED High Bay
- **Installation:** Hanging Ring / G-Hook / U-Bracket
- **Warranty:** 5 Years
- **LED Source:** 2835 SMD LED
- **Operating Temperature:** -40°F ~ 113°F
- **Power Factor:** >0.95
- **Housing Material:** Aluminum
- **Dimming:** 0-10V (comes standard)

Technical Data:

Certifications	ETL
CRI	≥ 70/80
IP Rating	IP66
CCT	3000K ~ 6500K
Input Voltage	120-277V / 120-347V / 277-480V



Specifications:

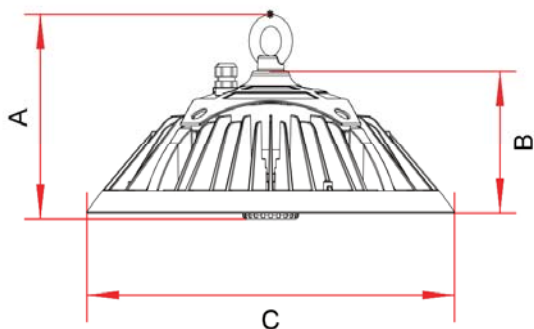
Fixture Model	Total Lumens (@ 40K/120°)	Efficacy (lm/w)	Dimensions ** (inches)	Weight ** (lbs)	Beam Angle
UFO-X 60W	8,200 lm	140 lm/W	5.4" x Ø11.62"	6.6	60° 120°
UFO-X 80W	11,200 lm	140 lm/W			
UFO-X 100W	15,044.0 lm	150.4 lm/W			
UFO-X 120W	17,966.5 lm	149.7 lm/W			
UFO-X 150W	23,095.3 lm	153.9 lm/W			
UFO-X 200W	30,921.8 lm	154.6 lm/W	6.51" x Ø12.95"	10.14	
UFO-X 250W	38,863.9 lm	155.4 lm/W			

** dimensions and weight taken from low voltage model

Dimensions:

UFO-X (Low Voltage)

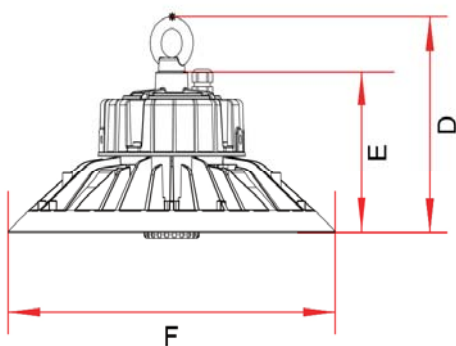
AC120-277V/AC120-347V



Power \ Size	A	B	C
UFO-X 60W/80W/ 100W/120W/150W	5.4"	3.54"	Φ11.62"
UFO-X 200W/250W	6.51"	4.65"	Φ12.95"





UFO-X (High Voltage)

AC277-480V



Power \ Size	D	E	F
UFO-X 100W/120W/150W	7.20"	5.36"	Φ11.62"
UFO-X 200W/250W	7.87"	6.04"	Φ12.95"

Ordering Guide:

UFO-X-100W	120-277V	BL	HR	50K	120°	
Wattage: 60W 80W 100W 120W 150W 200W 250W	Voltage: 120-277V 120-347V 277-480V	Color: BL: Black - Black Housing - Black Driver Box	Mounting: HR: Hanging Ring HK: G-Hook  UB: U-Bracket 	CCT: 30K 40K 50K 57K 65K	Beam Angle: 60° 120°	Optional Accessories*: MS: Motion Sensor (Integral) RC: Remote Control EMHR: 25W Emergency Battery Backup Above Hanging Ring (See Photo to the left) EMJB: 25W Emergency Battery Backup (with Junction Box) (See Photo to the left) PCD: Polycarbonate Dome - Size for PCD 80W-150W: 5.1" H x 13" OD - Size for PCD 200W-250W: 6.1" H x 16.3" OD IP65CC-Length: Extended Cord with IP65 connector + Length (standard length is ~1ft.)
<div style="display: flex; justify-content: space-around; align-items: center;"> <div style="text-align: center;"> EMHR  </div> <div style="text-align: center;"> EMJB  </div> </div>						

*Additional Costs Apply