

### Product Description:

This VENUS Series is ideal for parking structures, storage areas, shopping centers, etc. This luminaire has a calculated life of over 100,000 hours and is also UL listed. This luminaire is designed to be mounted both by 3/4" pendant or surface mounted. The VENUS is available with a sealed die-cast profile for indoor and outdoor applications and uses a polycarbonate lens.



### Features:

- **Application:** Parking structures, storage area, shopping area walkways and entry-ways.
- **Mounting:** Surface Mount or 3/4" Pendant Mount
- **Warranty:** 5 Years
- **LED Source:** Cree
- **Operating Temperature:** -4°F ~ 122°F
- **Solid-State:** High-Shock and High-Vibration Resistant

### Technical Data:

Certifications	UL
CRI	≥ 75
IP Rating	IP65
CCT	5000K
Input Voltage	100-277V

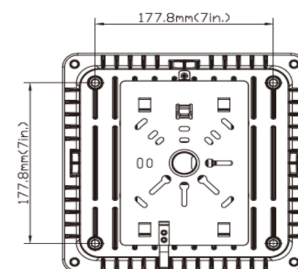
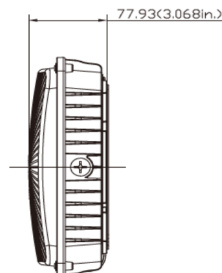
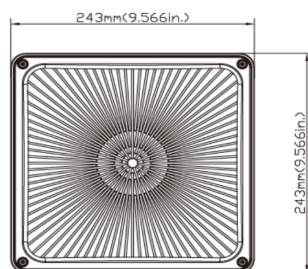


### Specifications:

Fixture Model	Total Lumens (5000K)	Efficacy (lm/w)	Dimensions (inches)	Weight (lbs)	Beam Angle
VENUS-45W	4,149.6 lm	>84 lm/w	9.57 x 9.57 x 2.87	8	160°
VENUS-70W	5,928.3 lm	>82 lm/w	9.57 x 9.57 x 2.87	8	

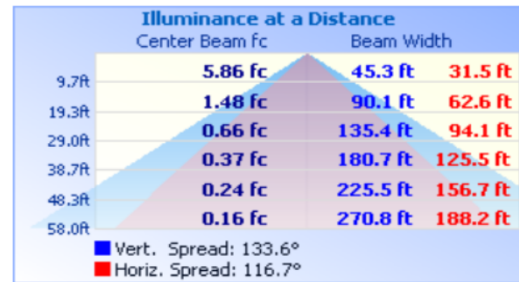
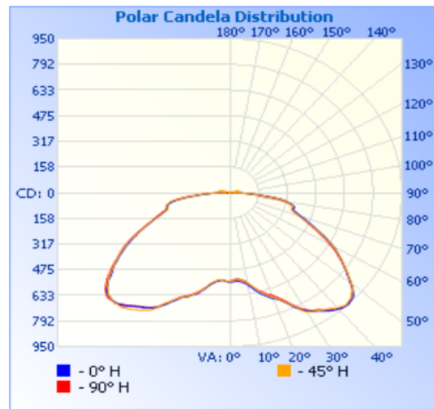
### Dimensions:

unit: mm/inch



## Photometrics:

45W/50K



## Ordering Guide:

