

Product Description:

The ELLIPSE series is one of AGL's most unique and diverse fixture in our lineup; able to function as a Post Top, High Bay or an Area light. The ELLIPSE has a very stylish, modern look and delivers a wide, smooth, and uniform light output; and despite it's sleek appearance, is rugged, weather-tight (IP65 rated) and it's 3G Vibration ratings ensure that the ELLIPSE will be able to withstand harsh environments.

Features:

- **Application:** LED Post Top/High Bay / Area Light
- **Mounting:** Pole / Cable / Side
- **Warranty:** 5 Years
- **LED Source:** Luxeon 3030
- **Operating Temperature:** -31°F ~+ 131°F
- **Housing Material:** Die cast aluminum
- **Lens Material:** Tempered Glass
- **Qualifications:** UL



ELLIPSE as a Post Top fixture



ELLIPSE as a High Bay fixture
(Suspended Cable Mount)



ELLIPSE as a High Bay fixture
(Side Arm Mount)

Technical Data:

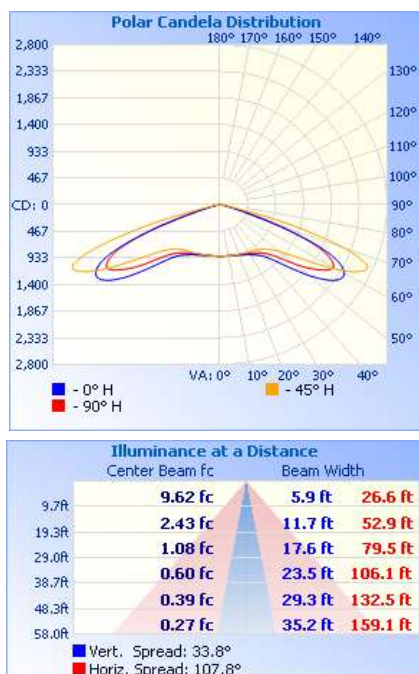
Power Factor	0.9
CRI	>70(80 available)
IP Rating	IP65
CCT	3000K ~ 5700K
Input Voltage	100-277V

Specifications:

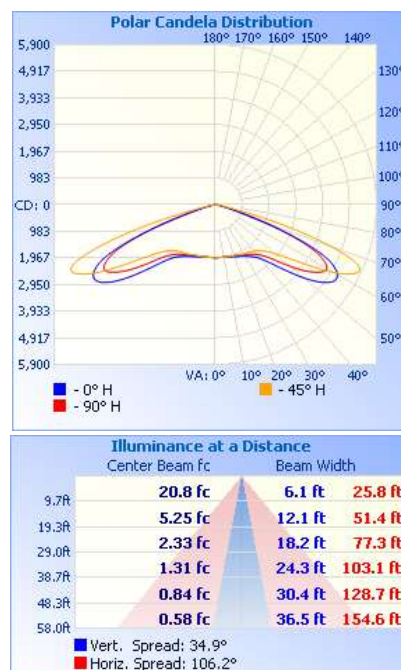
Fixture Model	Total Lumens (lm)	Efficacy (lm/w)	Dimensions (no mounting/inches)	Weight (lbs)	Beam Angle
ELLIPSE-50W	6,402 lm	128.04	Φ18.11" x 3.15"	19.6	Type-V
ELLIPSE-75W	9,750 lm	130		21.8	
ELLIPSE-120W	13,800 lm	115		22.5	

Photometrics:

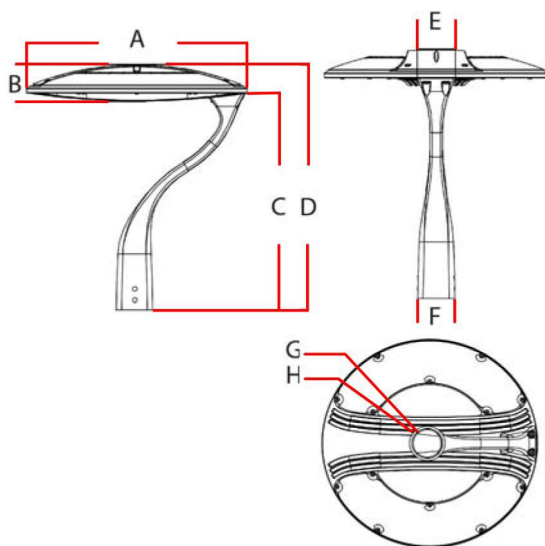
ELLIPSE-50W/3000K



ELLIPSE-120W/3000K



Dimensions (as Post Top):



A	B	C	D
φ460mm/18.11"	80mm/3.15"	468mm/18.44"	530mm/20.86"
E	F	G	H
78mm/3.08"	76mm/2.99"	φ66mm/2.6"	φ76mm/2.99"

Ordering Guide:

ELLIPSE-75W	SV	100-277V	PT	30K	PC	Type-V
Wattage: 50W 75W 120W	Color: SV: Silver	Voltage: 100-277V	Mounting: PT: Post Top CM: Cable Suspended SM: Side Mount	CCT: 30K: 3000K 40K: 4000K 50K: 5000K 57K: 5700K	Beam Angle: Type-V	Accessories: PC: Photocell MS: Motion Sensor DM: Dimmable 10kV: 10kV Surge Protector 20kV: 20kV Surge Protector